

Setting the Number of Rings Before Answering

You can set the approximate number of times the *CapTel* will ring before the Answering Machine answers the call. The default setting is four (4) rings, but you can set it to be any number of rings between three and twenty (3–20).

NOTE: *The ring count may be slightly different in telephone systems that use “distinctive” ring patterns. Please experiment with this setting as needed for your specific phone system.*

To set the number of rings before answering:



1. With the handset hung up, press the **YES** button to see the Options menu.



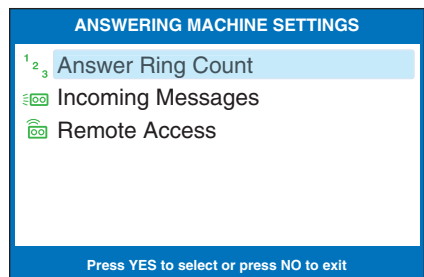
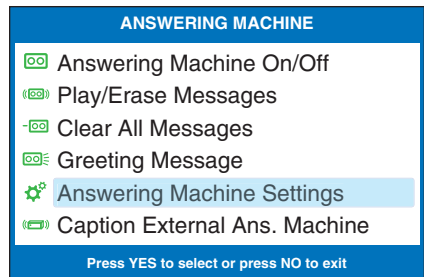
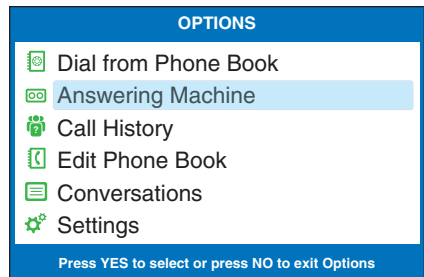
2. Press the **DOWN** arrow button until **Answering Machine** is highlighted. Press the **YES** button to select.



3. Press the **DOWN** arrow button repeatedly until **Answering Machine Settings** is highlighted. Press the **YES** button to accept.



4. Check that **Answer Ring Count** is highlighted. Press the **YES** button to accept.





5. Use the **UP** or **DOWN** arrow buttons to select the number of rings, from 3 rings up to 20 rings. Press the **YES** button to select.



6. Press the **NO** button repeatedly to exit.

On incoming calls, your *CapTel* phone will ring this number of times before the Answering Machine picks up the call.

