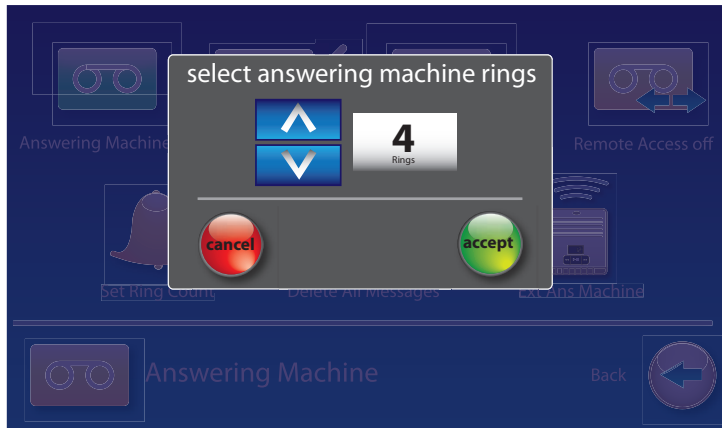








Setting the Ring Count



You can set the approximate number of times the CapTel will ring before the Answering Machine answers the call. The default setting is four (4) rings, but you can set it to be any number of rings between two (2) and twenty (20).

NOTE *The ring count may be slightly different in telephone systems that use “distinctive” ring patterns. Please experiment with this setting as needed for your specific telephone system.*

To set the number of rings before answering:

1. From the display screen, touch  **(Settings)**.
2. Touch  **(Answering Machine)**.
3. Touch  **(Set Ring Count)**.
4. Touch the  **(arrows)** to select the number of rings you'd like to use, then touch  **(Accept)**.
5. Press  **(HOME button)** to exit.