

To see captions of the conversation, you must turn the CAPTIONS button on for each call. Please use the following directions to get captions.

Turning Captions On/Off During a Call

CAPTIONS



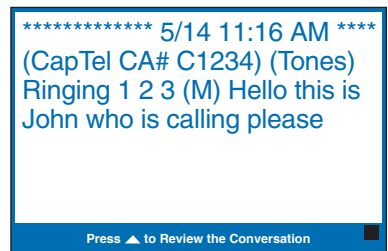
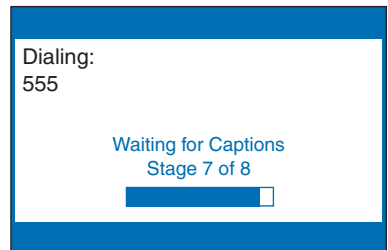
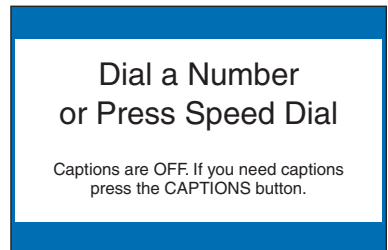
You can turn captions on/off at any time during your call by pressing the **CAPTIONS** button. When the red light around the **CAPTIONS** button is lit, you will see captions of everything the other party says. Captions will go off automatically when you hang up the handset.

Dialing a Phone Number Directly

CAPTIONS



1. Lift the handset.
 2. Before you dial, press the **CAPTIONS** button to turn captions on (red light on). You can turn captions on/off at any time during your call.
 3. Dial the phone number of the person you wish to call.
 4. As you dial, the display screen shows the status as your *CapTel* phone connects to the captioning service, letting you know when captions are ready.
 5. Listen or watch the signal meter to know when someone answers. Watch the display screen for captions. Begin your conversation as you normally would.
- When you are done with your call, hang up the handset.



TIP: Remember to dial 1+ area code if the number you are calling is long distance.